




**Product data sheet (in accordance with EU regulation no. 811/2013, 812/2013)**

1	Brand name		Vaillant
2	Models	A	VUW 246/7-2 (H-GB) ecoTEC sustain 24
		B	VUW 286/7-2 (H-GB) ecoTEC sustain 28
		C	VUW 346/7-2 (H-GB) ecoTEC sustain 34

			A	B	C				
3	Temperature application	-	-	High/Medium/Low	High/Medium/Low	High/Medium/Low			
4	Hot water generation: Specified load profile	-	-	XL	XL	XL			
5	Room heating: Seasonal energy-efficiency class	-	-	A	A	A			
6	Hot water generation: Energy-efficiency class	-	-	A	A	A			
7	Room heating: Nominal heat output (*8) (*11)	P <sub>rated</sub>	kW	18	18	18			
8	Annual energy consumption (space heating) (*8)	Q <sub>HE</sub>	kWh	9761	10077	10491			
9	Annual power consumption (water heating) (*8)	AEC	kWh	28	26	26			
10	Annual fuel consumption (*8)	AFC	GJ	17	17	17			
11	Room heating: Seasonal energy efficiency (*8)	η <sub>s</sub>	%	92	92	92			
12	Hot water generation: Energy efficiency (*8)	η <sub>WH</sub>	%	87	86	87			
13	Sound power level, indoor	L <sub>WA indoor</sub>	dB(A)	49	48	43			
14	Option to only operate during low-demand periods.	-		-	-	-			
15	 All specific precautions for assembly, installation and maintenance are described in the operating and installation instructions. Read and follow the operating and installation instructions.								
16	 "smart" value "1": The information on the hot water generation energy efficiency and on the annual power or fuel consumption applies only when the intelligent control system is switched on.								
17	 All of the data that is included in the product information was determined by applying the specifications of the relevant European directives. Differences to product information listed elsewhere may result in different test conditions. Only the data that is contained in this product information is applicable and valid.								

(\*8) For average climatic conditions

(\*11) For boilers and combination boilers with a heat pump, the nominal heat output "Prated" is the same as the design load in heating mode "Pdesignh", and the nominal heat output for an auxiliary boiler "Psup" is the same as the additional heating output "sup(Tj)"







0020241516



Product information (in accordance with EU regulation no. 813/2013, 814/2013)

2	Models	A	VUW 246/7-2 (H-GB) ecoTEC sustain 24
		B	VUW 286/7-2 (H-GB) ecoTEC sustain 28
		C	VUW 346/7-2 (H-GB) ecoTEC sustain 34

			A	B	C			
18	Condensing boiler	-	✓	✓	✓			
19	Low-temperature boiler (*2)	-	✓	✓	✓			
20	B1 boiler	-	-	-	-			
21	Room boiler with combined heat and power	-	-	-	-			
22	Auxiliary boiler	-	-	-	-			
23	Combination boiler	-	✓	✓	✓			
24	Room heating: Nominal heat output (*11)	P <sub>rated</sub>	kW	18	18	18		
25	Usable heat output at nominal heat output and high-temperature operation (*1)	P <sub>4</sub>	kW	18,5	18,5	18,5		
26	Usable heat output at 30% of the nominal heat output and low-temperature operation (*2)	P <sub>1</sub>	kW	6,1	6,1	6,1		
27	Room heating: Seasonal energy efficiency	η <sub>s</sub>	%	92	92	92		
28	Efficiency for nominal heat output and high-temperature application (*4)	η <sub>4</sub>	%	88,7	88,4	89,0		
29	Efficiency at 30% of the nominal heat output and low-temperature application (*5)	η <sub>1</sub>	%	96,7	96,7	97,4		
30	Auxiliary power consumption: Full load	e <sub>lmax</sub>	kW	0,019	0,023	0,021		
31	Auxiliary power consumption: Partial load	e <sub>lmin</sub>	kW	0,010	0,011	0,013		
32	Power consumption: Standby - mode	P <sub>sb</sub>	kW	0,002	0,002	0,003		
33	Heat loss: Standby	P <sub>stby</sub>	kW	0,049	0,049	0,049		
34	Ignition flame energy consumption	P <sub>ign</sub>	kW	-	-	-		
35	Nitrogen oxide emissions	NO <sub>x</sub>	mg/kWh	33	34	31		
36	Hot water generation: Specified load profile	-	-	XL	XL	XL		
37	Hot water generation: Energy efficiency	η <sub>WH</sub>	%	87	86	87		
38	Daily electricity consumption	Q <sub>elec</sub>	kWh	0,129	0,119	0,121		
39	Daily fuel consumption	Q <sub>fuel</sub>	kWh	22,203	22,587	22,535		
40	Brand name	-	-	Vaillant				
41	Manufacturer's address	-	-	Vaillant GmbH Berghauser Str. 40 42859 Remscheid Germany				
42	 All specific precautions for assembly, installation and maintenance are described in the operating and installation instructions. Read and follow the operating and installation instructions.							
43	 For B1 boilers: This natural draught boiler is intended to be connected only to a flue shared between multiple dwellings in existing buildings that evacuates the residues of combustion to the outside of the room containing the boiler. It draws the combustion air directly from the room and incorporates a draught diverter. Due to lower efficiency, any other use of this boiler shall be avoided and would result in higher energy consumption and higher operating costs.							
44	 Read and follow the operating and installation instructions regarding assembly, installation, maintenance, removal, recycling and/or disposal.							
45	 All of the data that is included in the product information was determined by applying the specifications of the relevant European directives. Differences to product information listed elsewhere may result in different test conditions. Only the data that is contained in this product information is applicable and valid.							
46	Weekly power consumption with an intelligent control system	Q <sub>elec,week,smart</sub>	kWh	-	-	-		
47	Weekly power consumption without an intelligent control system	Q <sub>elec,week</sub>	kWh	-	-	-		
48	Weekly fuel consumption with an intelligent control system	Q <sub>fuel,week,smart</sub>	kWh	-	-	-		
49	Weekly fuel consumption without an intelligent control system	Q <sub>fuel,week</sub>	kWh	-	-	-		
50	Nominal heat output for auxiliary heating (*3)	P <sub>sup</sub>	kW	-	-	-		
51	Type of energy input of the supplementary heater	-	-	gas	gas	gas		



<b>A</b>	<b>B</b>	<b>C</b>			
----------	----------	----------	--	--	--

- (\*1) High-temperature operation means a return temperature of 60 °C at the boiler inlet and a flow temperature of 80 °C at the boiler outlet.
- (\*2) Low temperature means for condensing boilers 30 °C, for low-temperature boilers 37 °C and for other heaters 50 °C return temperature (at heater inlet).
- (\*3) If the CDH value is not determined by a measurement, the specified value CDH = 0.9 applies for the reduction factor.
- (\*4) High-temperature operation means a return temperature of 60 °C at the boiler inlet and a flow temperature of 80 °C at the boiler outlet.
- (\*5) Low temperature means for condensing boilers 30 °C, for low-temperature boilers 37 °C and for other heaters 50 °C return temperature (at heater inlet).
- (\*11) For boilers and combination boilers with a heat pump, the nominal heat output "Prated" is the same as the design load in heating mode "Pdesignh", and the nominal heat output for an auxiliary boiler "Psup" is the same as the additional heating output "sup(Tj)"

