

Heating Hot water Renewables

myVAILLANT app

User guide




Dashboard features

All in one place the dashboard lets you...

- See your heating's status at a glance
- Check the indoor and outdoor climate
- Access all main functions from one central place

Download the myVAILLANT app.



- 1 Settings
- 2 Manual override
- 3 Desired temperature
- 4 Outside temperature
- 5 Select operating mode of current zone
- 6 Access to zones and homes
- 7 Indoor air humidity (when installed with sensoROOM)
- 8 Current room temperature
- 9 Manual override raise the temperature
- 10 Energy information
- 11 Quick actions



Changing your heating mode

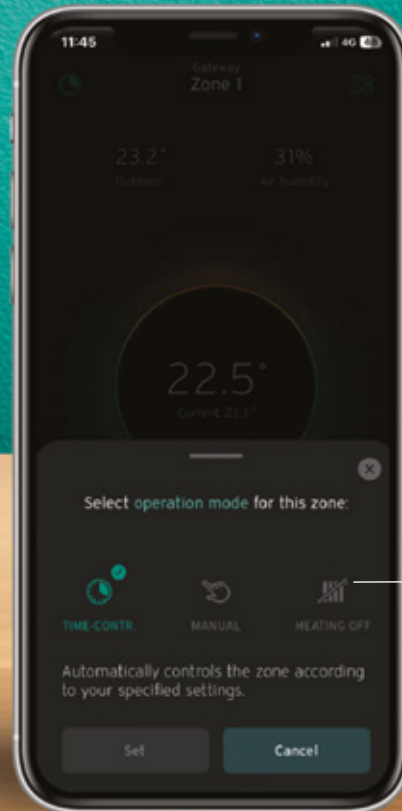
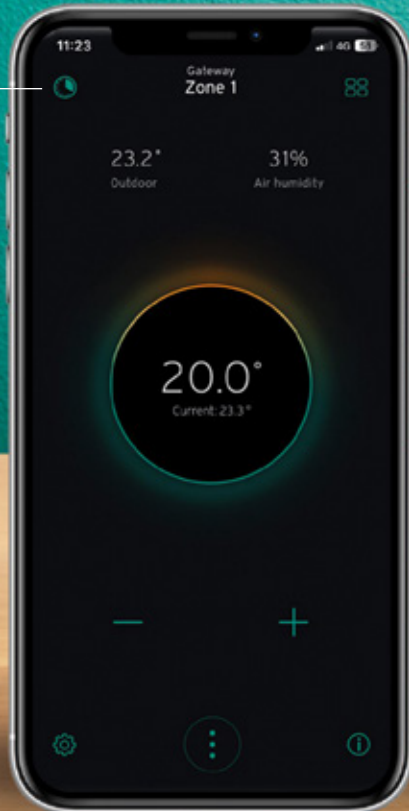
The top left button on the app shows which mode the selected zone is in and once selected allows you to change between time control, manual or heating off.

'Time control' allows your heating to follow your preferred schedules so the heating comes on automatically.

Manual mode instead sits at the temperature you set on either the app or thermostat, allowing you to simply control your heating without any time programs.

When you select 'heating off', your heating will automatically change to the 'set-back' temperature. This means that the heating will only turn back on when your house gets too cold, for example, when you're away from home. From here you can quickly change your current zone's operating mode.

Select
operating
mode



Setting all zones
to 'off' will still
allow the hot
water to heat

Manual override

Complete flexibility

- Temporarily override your automated settings
- Quickly adjust the temperature manually

If you've set your heating mode to 'time control' but want to temporarily change the room temperature, simply use the + or - to override the system.



Use the plus and minus to adjust your desired temperature

And set a timer for the manual override

Away function and hot water

When you are away from your home for a long period of time you can set your heating appliance to 'away mode'. Your heating will be switched to the 'set back temperature' during this period, and you will only have hot water. By continuing to heat the water, it will protect your system and cylinder from legionella.

If you find yourself with a need for a higher demand for hot water outside of your usual schedule, you can easily set the hot water boost to increase the capacity amount of hot water in your home at any time.




Select cancel to remove away mode. (When in away mode the screen will change in colour).

Zones

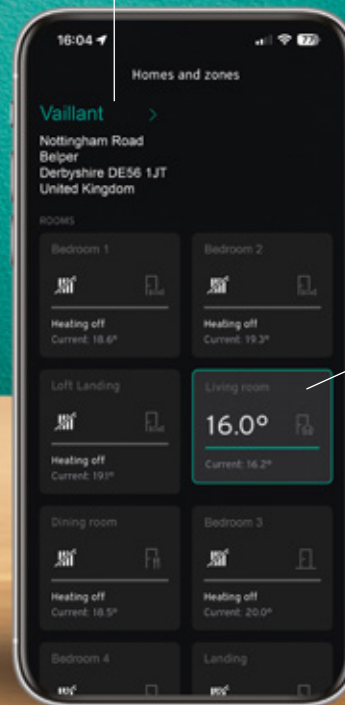
If you have more than one control or thermostat, it could indicate you have more than one heating zone in your home, these are more common in new build properties. Having more than one zone in the property, often upstairs and downstairs, means you can set two different temperatures within the property or only heat the part of the house you need.

If you have multiple thermostats in your home, these will show on your myVAILLANT app as zones. You may switch between your zones using the top right-hand symbol.



Select homes and zones


Select your home name in green to switch between other homes or to add a new one



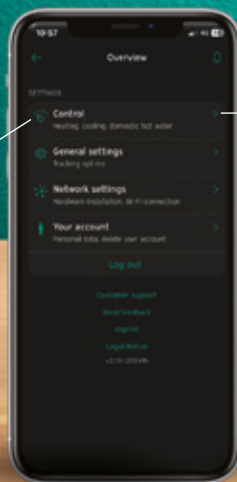
From here you can switch between zones or rooms

Weekly Planner

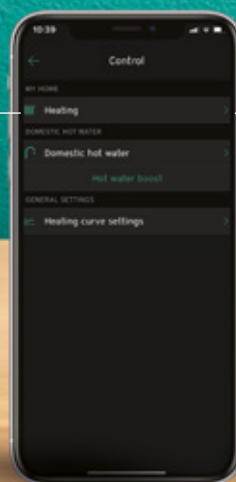
The weekly planner is where you set which times the 'time control' mode follows. From here you can tell the system when the heating will come on and depending on which thermostat is paired to your system, you may also set different temperatures for different times of the day. This means you can save energy by only using your heating when you need it.



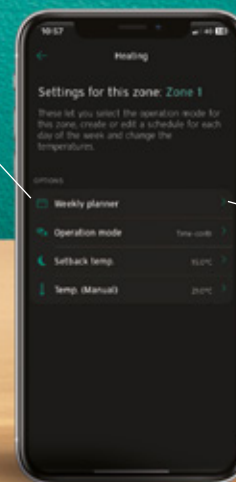
Go to settings



Control



Heating



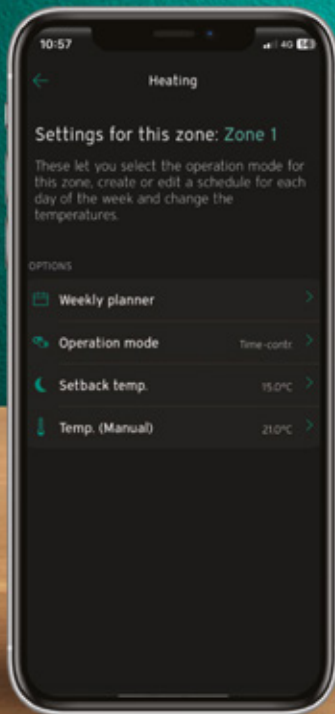
Weekly planner



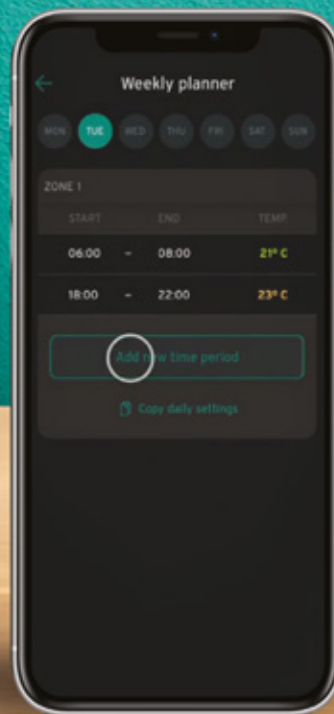
Alter time programmes

Weekly planner

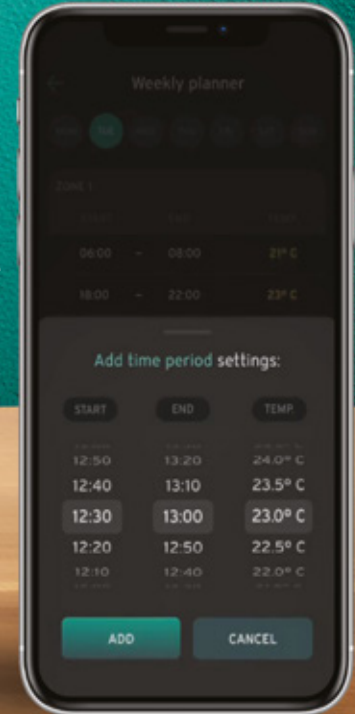
Once you are in your weekly planner, you can choose for your heating to be on at the same time every day or set up individual days as required.



Pick a weekday and add a new time period



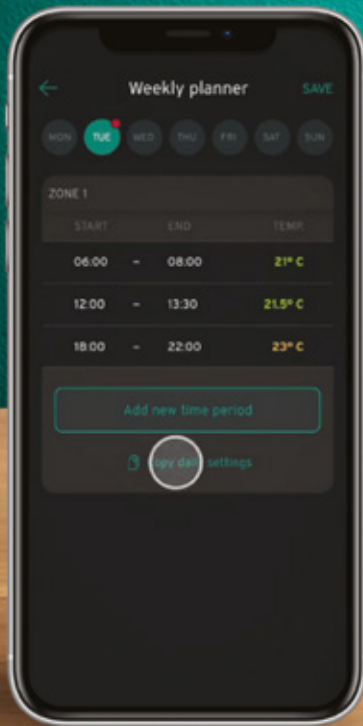
Set the time period and your desired temperature



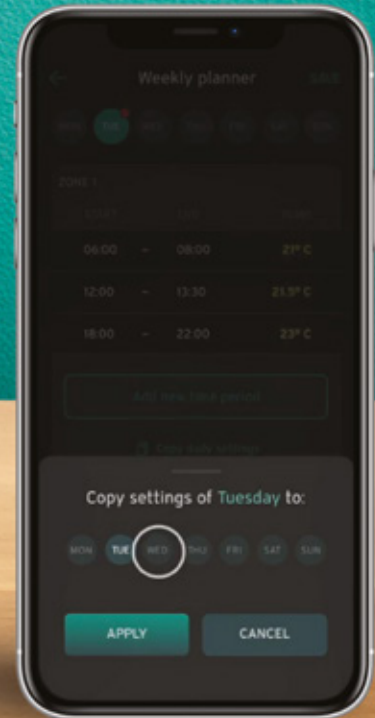
Weekly planner

If you would like for every day to have the same heating schedule, you can easily copy the schedule to all other days of the week.

To apply these settings to other days of the week, tap on copy daily settings...



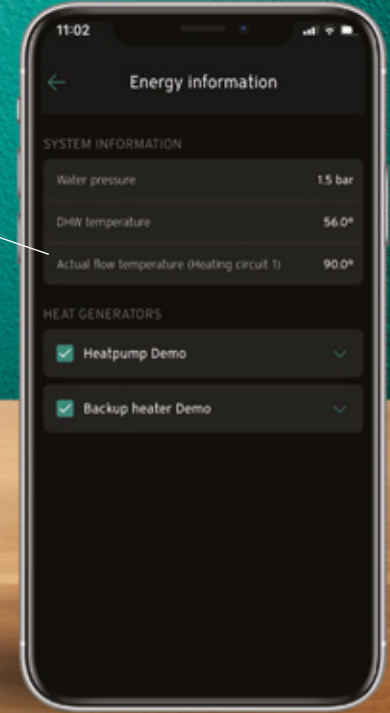
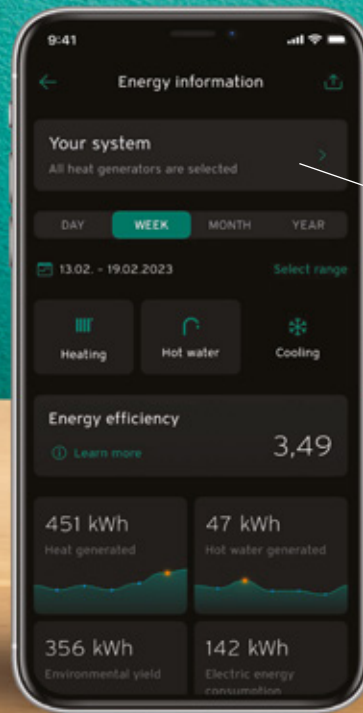
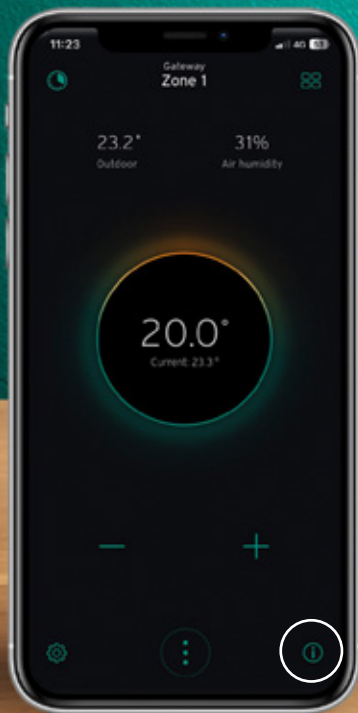
...and select the days you would like to copy your settings to



Understanding your energy usage

Depending on which heating system you have installed, you will be able to see the energy information on the dashboard.

The screens below show example energy usage data for an aroTHERM plus air source heat pump. Energy usage is available for both boilers and heat pumps.



FAQ's

What do I need to use the myVAILLANT app?

You will need a Vaillant boiler, with a myVAILLANT connect internet gateway and one of the following thermostats: sensoCOMFORT, VRC 700, sensoHOME, sensoROOM or sensoROOM pure.
Or, a Vaillant heat pump, with a myVAILLANT connect internet gateway and either a sensoCOMFORT or VRC 700.

Where can I download the myVAILLANT app?

You may download the myVAILLANT app off the Apple app store or Google play store. Minimum of IOS 13.4 or Android 8 is required.

How do I update the myVAILLANT app?

Depending on your phone settings, your app may automatically update. If it doesn't you may update the app through the Apple App Store or Google Play Store.

Where can I set my password and what are the password requirements for the myVAILLANT app?

A password for myVAILLANT app has a minimum of 8 characters, and must contain at least 1 of each: an upper-case letter, lower-case letter, numerical digit and a special character. The password will be set as part of creating your myVAILLANT account.

How can I send feedback, ask questions, or report concerns from within the myVAILLANT app? (e.g., security issues)

If you would like to submit any query, concern or feedback, please use the 'send feedback' function in the app. To access the 'send feedback' function, select the settings cog in the bottom left of the app screen and you will see 'send feedback' toward the bottom of the screen. Once your message has been raised, our app support team will reply and update you by email. Replies will be sent to the email address used to set up the myVAILLANT account.

For more information, please watch the following videos:




[How to set up your myVAILLANT connect with an iOS device](#)

[How to set up your myVAILLANT connect with an Android phone](#)

[myVAILLANT connect: solving connectivity issues](#)

[Connecting your Vaillant heating system with Amazon Alexa](#)



 Heating  Hot water  Renewables

Vaillant Group UK Ltd
Nottingham Road
Belper, Derbyshire
DE56 1JT

www.vaillant.co.uk

Follow Vaillant UK on

 vaillanthomeuk

 VaillantUK

If you require further assistance, please contact us via email at app.support@vaillant-group.com

If you would like details of the latest products and comprehensive information about heating in general, you can visit us online at any time: vaillant.co.uk